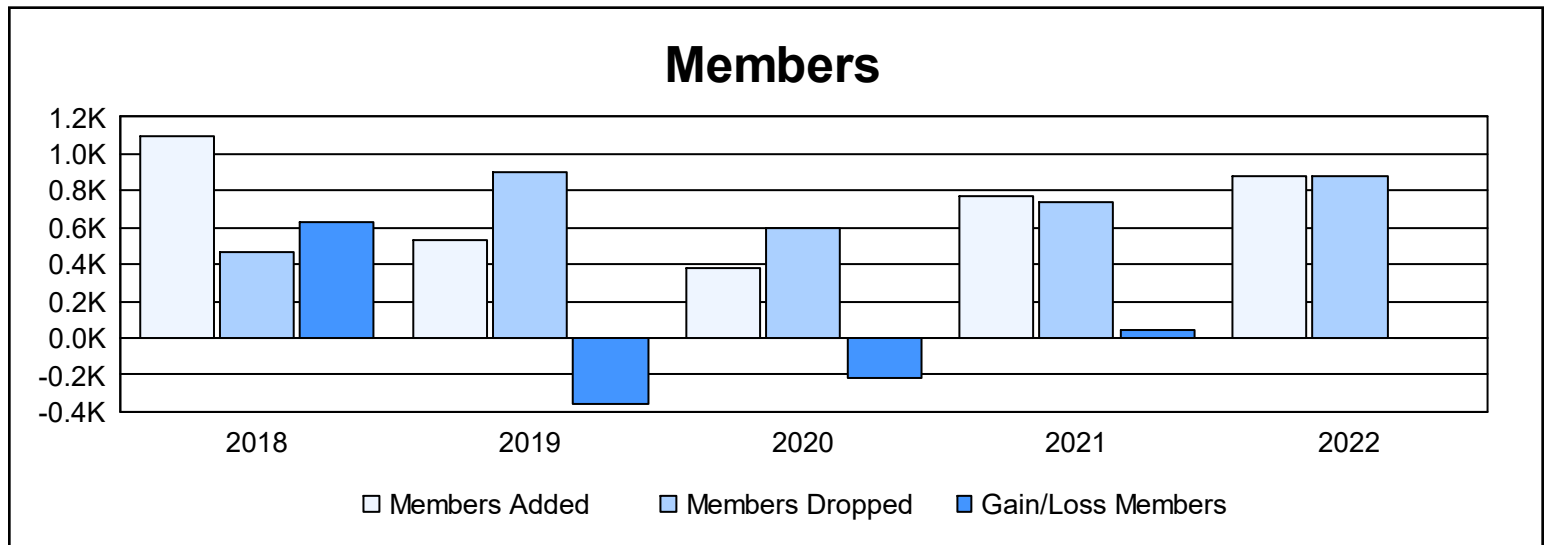
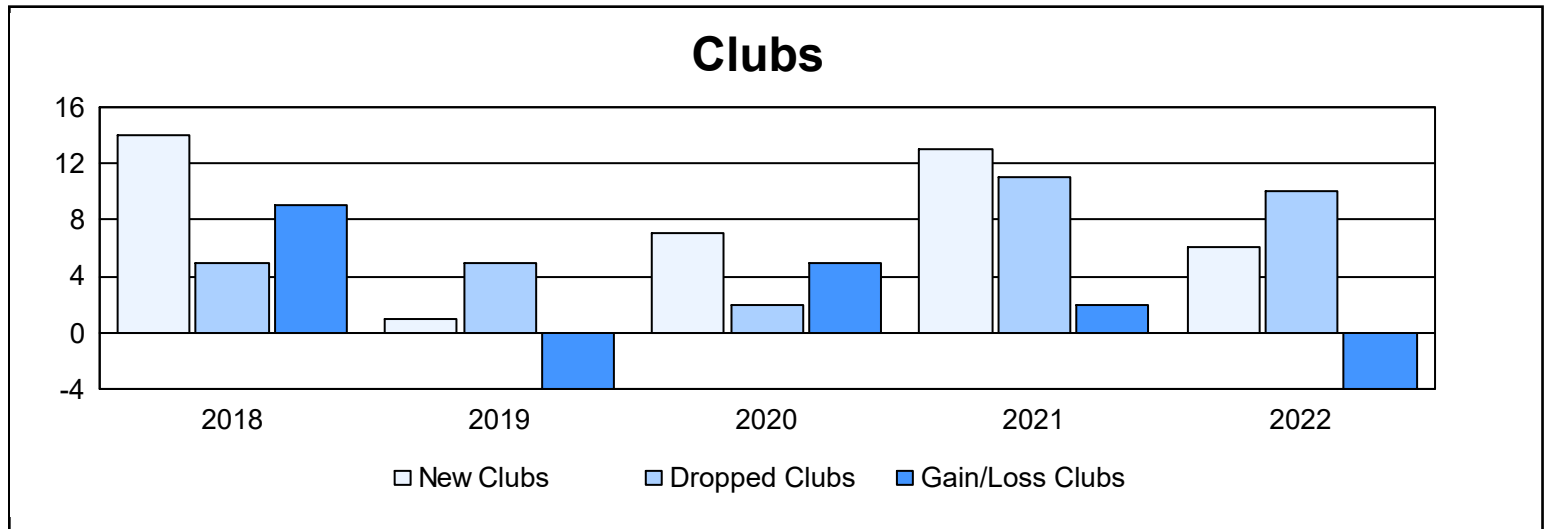
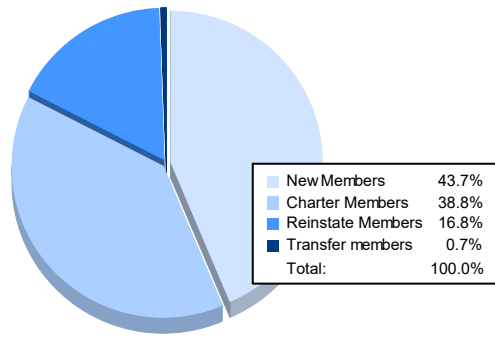


Year	New Clubs	Dropped Clubs	Gain/ Loss Clubs	New Members	Charter Members	Reinstate Members	Transfer Members	Total Member Added	Total Members Dropped	Gain/ Loss Members
2017-2018	14	5	9	642	420	27	2	1,091	465	626
2018-2019	1	5	-4	204	140	192	0	536	899	-363
2019-2020	7	2	5	158	169	48	4	379	599	-220
2020-2021	13	11	2	262	373	110	30	775	737	38
2021-2022	6	10	-4	382	339	147	6	874	879	-5
<b>Average</b>	<b>8</b>	<b>7</b>	<b>2</b>	<b>330</b>	<b>288</b>	<b>105</b>	<b>8</b>	<b>731</b>	<b>716</b>	<b>15</b>



### Membership Composition June 2022 Cumulative



### Gender Composition June 2022 Cumulative

